



MONTHLY Report

For the month of
November
2 0 2 4



During the Reported Month, PPHI Sindh Provided the following **Free of Cost** Services

Total Number of Health Facilities Managed by PPHI Sindh

Type of Health Facility	No. of HFs
Secondary care and RHCs	46
BHU Plus	304
MCH	21
BHU	477
Others	590
Grand Total	1438



Free OPD
Services


**3.8
Million
Patients**



No. of community
meetings
1,424



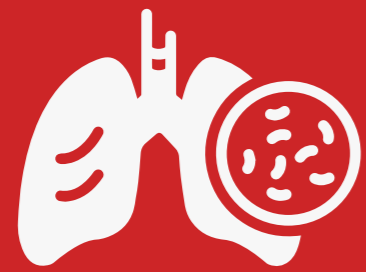
Malnutrition Cases
Under 5 years
**575,608
Treated**



Diarrhea
Under 5 years
80,584

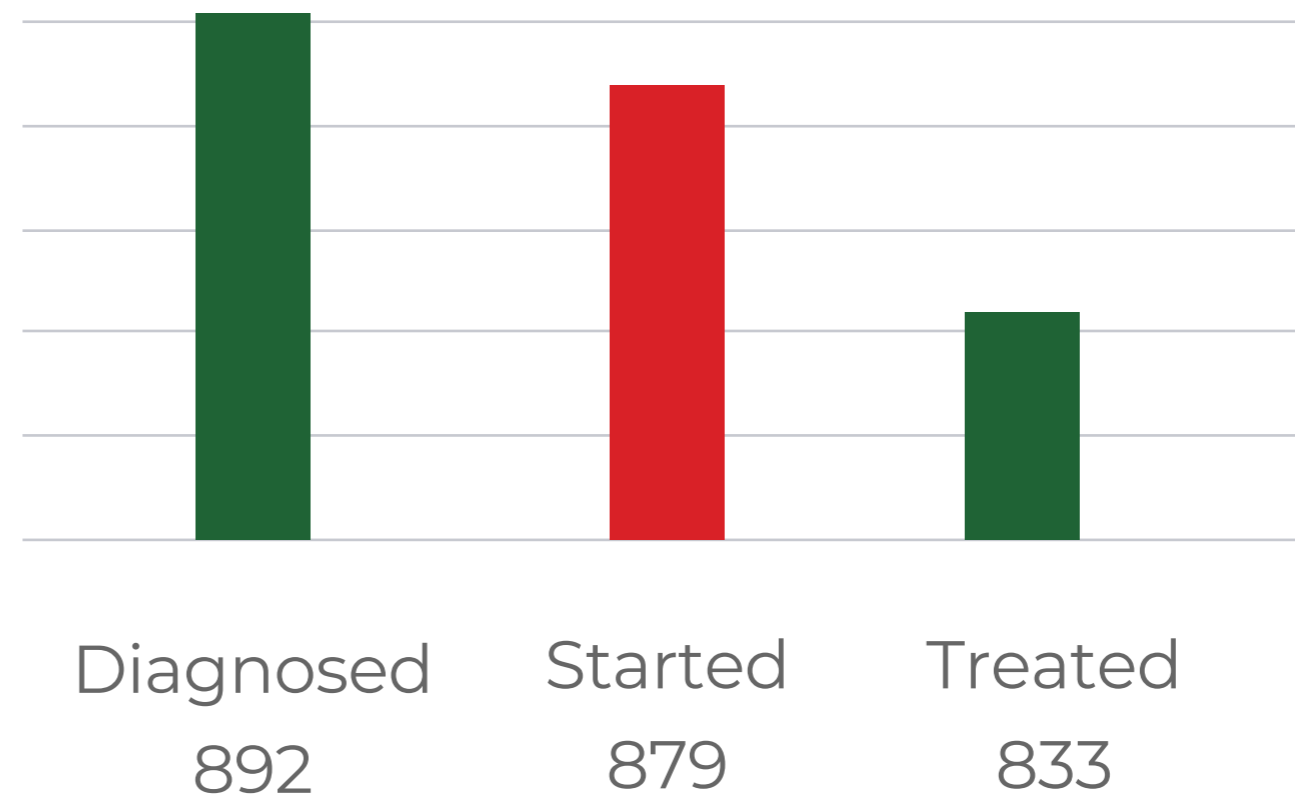


Dysentery
Under 5 years
8,582



TB
Suspects
80,559

No. of Individuals
Suspected for TB





Patients
Vaccinated For
Hepatitis

330,999

No. of Individuals
Screened for HEP B, C



Hepatitis B	Hepatitis C
178,110	177,824



Suspected
Malaria

279,040



Rapid Diagnostic
Test (RDT)
258,631



Slides examined
23,825

No. of Individuals
Tested Positive for Malaria

MP +ve



2,822

Diagnostic Services, including ultrasound



1,432,429



Maternal Health

433,031



ANC VISITS

ANC-1	ANC-1 <small>Women with Hb. <10 g/dl</small>	ANC - Re Visits
63,678	29,765	206,351

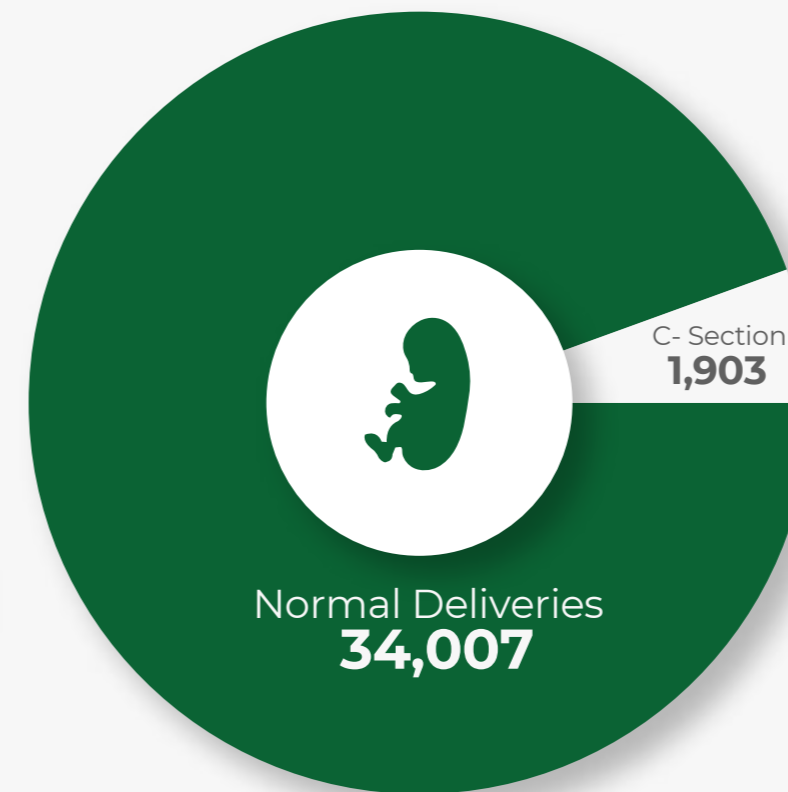


PNC VISITS

PNC-1	PNC - Rev Visits
43,606	83,486



Total Deliveries Conducted
35,910



KMC Admissions
3,688



FP
Visits

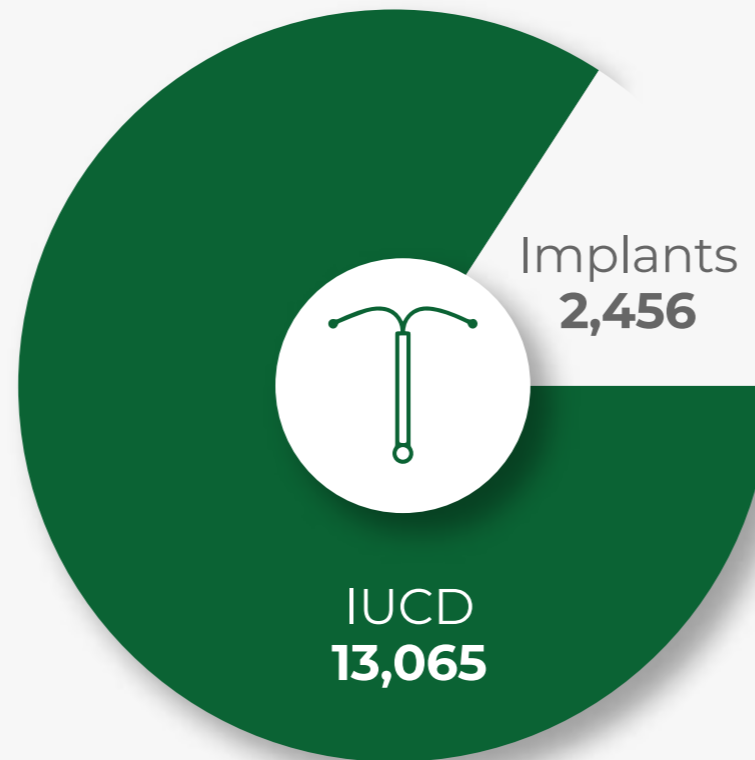
108,799



PPFP (LARC)
15,521



Immediate
PPFP
11,512



EPI Program in Dadu and Khairpur



Total Children Fully
Immunized

15,206



Total Birth Dose
Vaccination

12,808

Comparative Data for RHCs and Others between the months of Nov-23 and Nov-24

Comparative Data for RHCs and Others between the months of Nov-23 and Nov-24										
Indicators	RHCs and above				BHU Plus, BHU, GDs and Others				Total	
	Nov-23	Nov-24	Difference	%	Nov-23	Nov-24	Difference	%	Nov-23	Nov-24
OPD	521,374	646,677	125,303	24	3,080,273	3,244,442	164,169	5	3,601,647	3,891,119
FP	9,422	10,166	744	8	91,511	98,633	7,122	8	100,933	108,799
ANC-1	9,126	10,163	1,037	11	50,397	53,515	3,118	6	59,523	63,678
NVD	4,324	5,044	720	17	28,283	28,963	636	2	32,607	34,007
C-Sections	1,392	1,903	511	37	0	0	0	0	1,392	1,903
Lab	230,634	260,368	29,734	13	1,231,210	1,085,885	-145,325	-12	1,461,844	1,346,253
Ultrasound	24,754	25,094	340	1	58,872	61,082	2,210	4	83,626	86,176
X-ray	6,540	11,747	5,207	80	1,711	1,893	182	11	8,251	13,640